


BALANCE ENERGÉTICO 2010

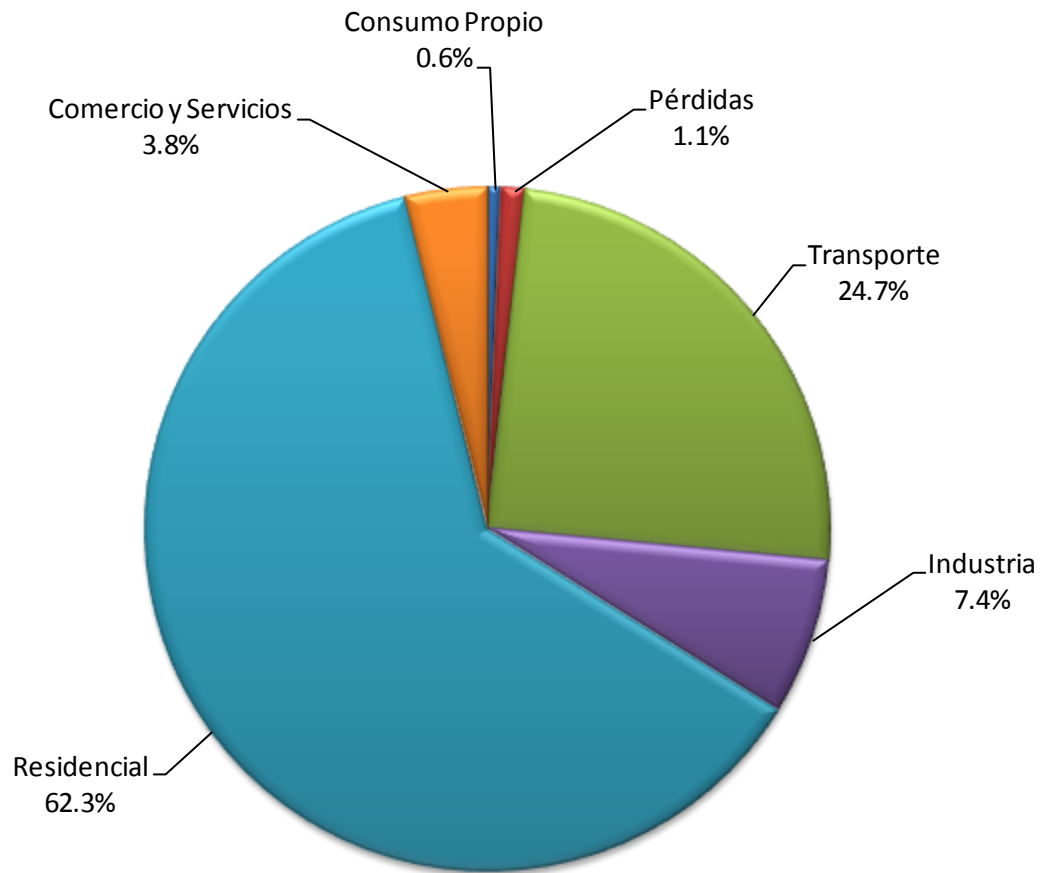


BALANCE ENERGÉTICO DE GUATEMALA, AÑO 2010

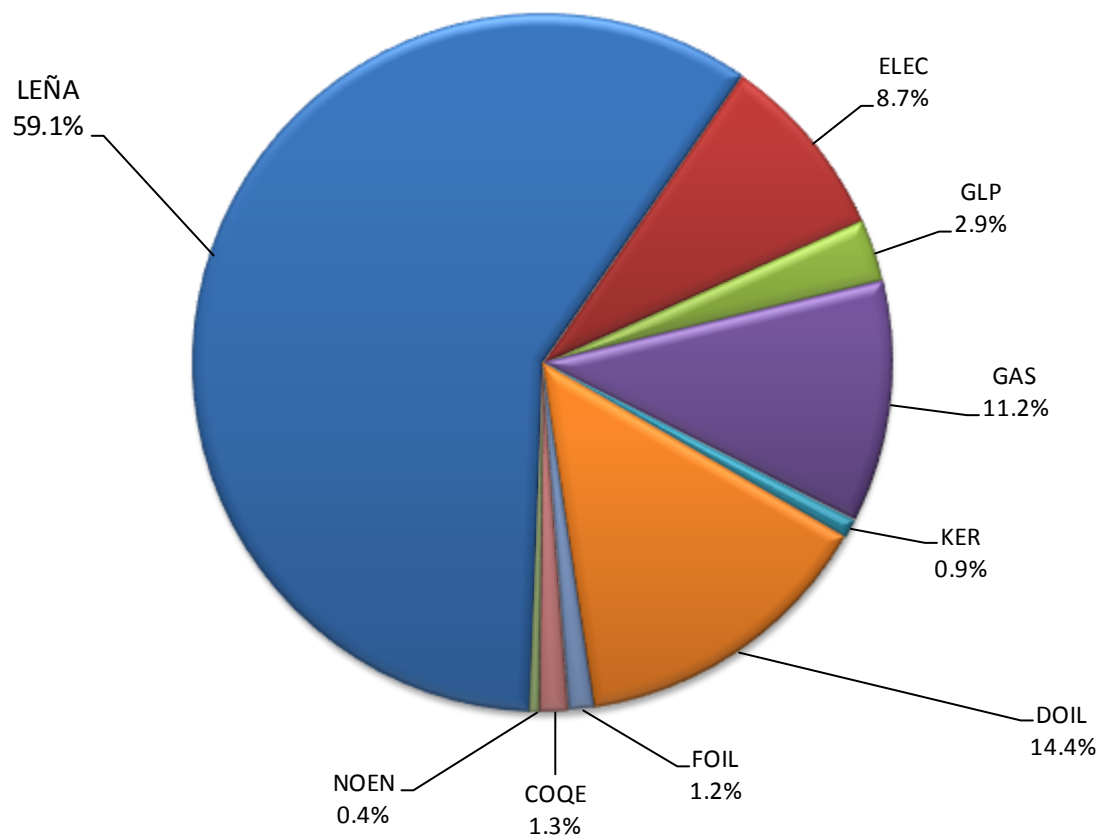
| ACTIVIDADES | PETR | CRBN | HYDR | GEOE | LEÑA | BCAÑ | Total Primarias | ELEC | GLP | GAS | KER | DOIL | FOIL | COQE | NOEN | Total Derivados de Petróleo | Total Secundarias | TOTAL |
|-----------------------------|----------------|------------------|------------------|------------------|------------------|-------------------|-------------------|-----------------|-----------------|-----------------|---------------|-----------------|------------------|---------------|---------------|-----------------------------|-------------------|-------------------|
| Producción | 4,331.90 | 0.00 | 2,981.10 | 1,679.10 | 38,456.70 | 12,774.59 | 60,223.39 | 0.00 | 0.00 | 0.00 | 0.00 | 0.00 | 0.00 | 0.00 | 0.00 | 0.00 | 0.00 | 60,223.39 |
| Importación | 0.00 | 2,878.72 | 0.00 | 0.00 | 0.00 | 0.00 | 2,878.72 | 224.48 | 2,666.88 | 7,653.12 | 560.93 | 8,947.15 | 4,056.06 | 557.14 | 78.35 | 24,519.64 | 24,744.13 | 27,622.85 |
| Exportación | 3,692.95 | 0.00 | 0.00 | 0.00 | 0.00 | 0.00 | 3,692.95 | 86.08 | 759.98 | 235.09 | 0.00 | 216.02 | 64.24 | 0.00 | 138.54 | 1,413.87 | 1,499.96 | 5,192.91 |
| Variación Inventario | -144.83 | -400.19 | 0.00 | 0.00 | 0.00 | 0.00 | -545.03 | 0.00 | -24.21 | -126.52 | 12.48 | 453.39 | -134.00 | 303.38 | 17.95 | 502.47 | 502.47 | -42.56 |
| OFERTA TOTAL | 494.12 | 2,478.53 | 2,981.10 | 1,679.10 | 38,456.70 | 12,774.59 | 58,864.13 | 138.40 | 1,882.68 | 7,291.52 | 573.40 | 9,184.52 | 3,857.83 | 860.52 | -42.24 | 23,608.24 | 23,746.64 | 82,610.77 |
| Refinerías | -494.12 | 0.00 | 0.00 | 0.00 | 0.00 | 0.00 | -494.12 | 0.00 | 0.00 | 0.41 | 3.06 | 167.94 | 0.00 | 0.00 | 297.79 | 469.21 | 469.21 | -24.91 |
| Centrales Eléctricas | 0.00 | -2,478.53 | -2,963.79 | -1,679.10 | 0.00 | -7,323.24 | -14,444.66 | 5,067.03 | 0.00 | 0.00 | 0.00 | -11.16 | -2,960.15 | 0.00 | 0.00 | -2,971.31 | 2,095.71 | -12,348.94 |
| Autoprodutores | 0.00 | 0.00 | -17.31 | 0.00 | 0.00 | -5,451.35 | -5,468.66 | 443.05 | 0.00 | 0.00 | 0.00 | 0.00 | -145.27 | 0.00 | 0.00 | -145.27 | 297.78 | -5,170.88 |
| TOTAL TRANSFORMACION | -494.12 | -2,478.53 | -2,981.10 | -1,679.10 | 0.00 | -12,774.59 | -20,407.43 | 5,510.08 | 0.00 | 0.41 | 3.06 | 156.78 | -3,105.42 | 0.00 | 297.79 | -2,647.37 | 2,862.71 | -17,544.73 |
| Consumo Propio | 0.00 | 0.00 | 0.00 | 0.00 | 0.00 | 0.00 | 0.00 | 236.13 | 0.00 | 0.41 | 3.06 | 167.94 | 0.00 | 0.00 | 0.00 | 171.42 | 407.55 | 407.55 |
| Pérdidas | 0.00 | 0.00 | 0.00 | 0.00 | 0.00 | 0.00 | 0.00 | 735.41 | 0.00 | 0.00 | 0.00 | 0.00 | 0.00 | 0.00 | 0.00 | 0.00 | 735.41 | 735.41 |
| Ajuste | 0.00 | 0.00 | 0.00 | 0.00 | 0.00 | 0.00 | 0.00 | 0.00 | 0.00 | 0.00 | 0.00 | 0.00 | 0.00 | 0.00 | 0.00 | 0.00 | 0.00 | 0.00 |
| Transporte | 0.00 | 0.00 | 0.00 | 0.00 | 0.00 | 0.00 | 0.00 | 0.00 | 18.83 | 7,109.54 | 457.59 | 8,439.49 | 0.00 | 0.00 | 0.00 | 16,025.45 | 16,025.45 | 16,025.45 |
| Industria | 0.00 | 0.00 | 0.00 | 0.00 | 0.00 | 0.00 | 0.00 | 1,892.24 | 376.54 | 145.58 | 13.90 | 733.87 | 752.41 | 860.52 | 0.00 | 2,882.81 | 4,775.05 | 4,775.05 |
| Residencial | 0.00 | 0.00 | 0.00 | 0.00 | 37,303.00 | 0.00 | 37,303.00 | 1,530.74 | 1,449.67 | 0.00 | 97.29 | 0.00 | 0.00 | 0.00 | 0.00 | 1,546.95 | 3,077.69 | 40,380.69 |
| Comercio y Servicios | 0.00 | 0.00 | 0.00 | 0.00 | 1,153.70 | 0.00 | 1,153.70 | 1,253.96 | 37.65 | 36.39 | 4.63 | 0.00 | 0.00 | 0.00 | 0.00 | 78.68 | 1,332.64 | 2,486.34 |
| CONSUMO ENERGETICO | 0.00 | 0.00 | 0.00 | 0.00 | 38,456.70 | 0.00 | 38,456.70 | 5,648.48 | 1,882.68 | 7,291.93 | 576.47 | 9,341.30 | 752.41 | 860.52 | 0.00 | 20,705.31 | 26,353.79 | 64,810.49 |
| NO ENERGETICO | 0.00 | 0.00 | 0.00 | 0.00 | 0.00 | 0.00 | 0.00 | 0.00 | 0.00 | 0.00 | 0.00 | 0.00 | 0.00 | 0.00 | 255.55 | 255.55 | 255.55 | 255.55 |
| CONSUMO FINAL | 0.00 | 0.00 | 0.00 | 0.00 | 38,456.70 | 0.00 | 38,456.70 | 5,648.48 | 1,882.68 | 7,291.93 | 576.47 | 9,341.30 | 752.41 | 860.52 | 255.55 | 20,960.87 | 26,609.34 | 65,066.04 |

Unidades KBEP

CONSUMO DE ENERGETICOS 2010



CONSUMO FINAL 2010



ABREVIATURAS UTILIZADAS

| Descripción | Abreviatura |
|-------------------------|-------------|
| Petróleo | PETR |
| Carbón mineral | CRBN |
| Hidroenergía | HYDR |
| Geoenergía | GEOE |
| Leña | LEÑA |
| Bagazo de caña | BCAÑ |
| Electricidad | ELEC |
| Gas licuado de petróleo | GLP |
| Gasolina | GAS |
| Kerosene y turbo | KER |
| Diesel Oil | DOIL |
| Fuel Oil | FOIL |
| Orimulsión | ORIM |
| Petcoke | COQE |
| No energético | NOEN |

NOTA: En febrero y marzo de 2016, se realizó una revisión y actualización del balance energético, con información de la leña proporcionada por el Instituto Nacional de Estadística -INE-; del Keroseno, Turbo Jet, Fuel Oil y Coque del balance petrolero 2010.