


BALANCE ENERGÉTICO 2007

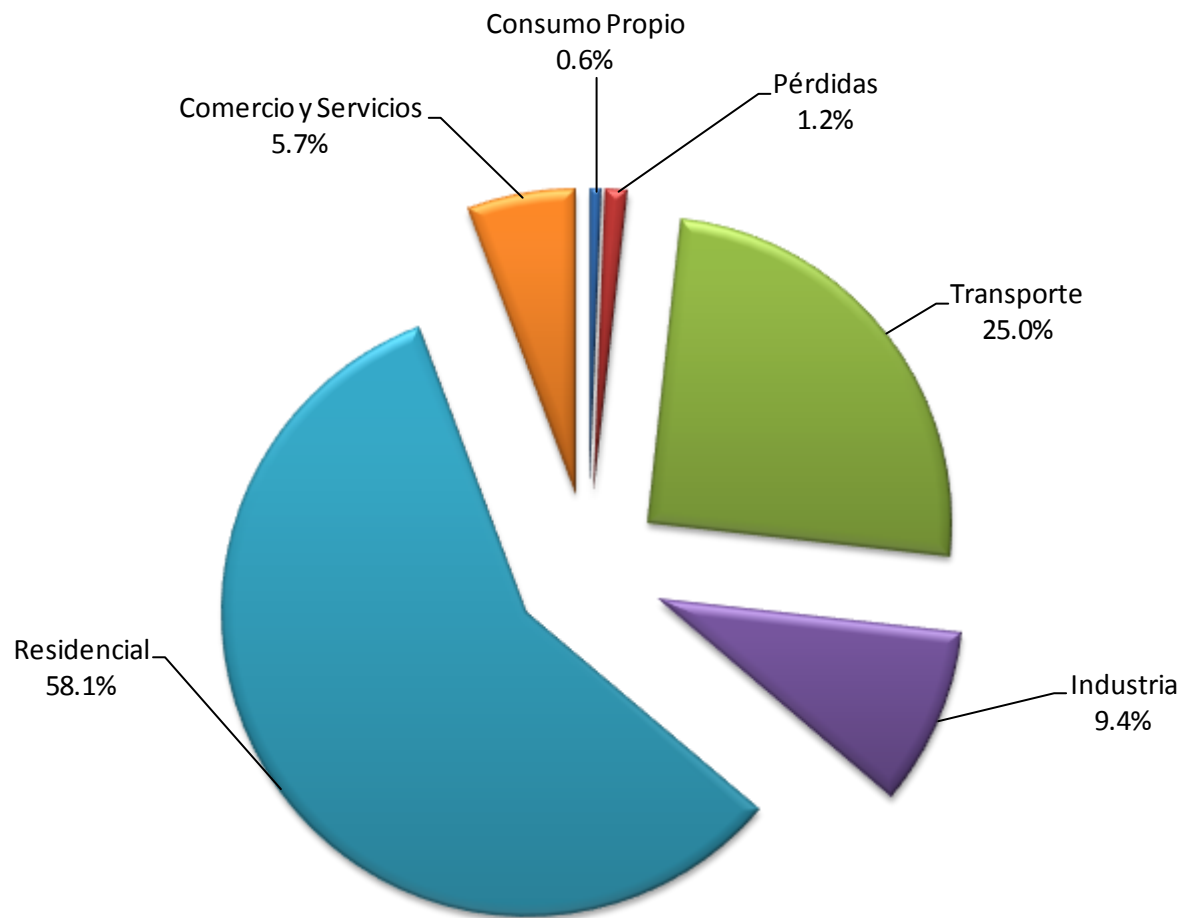


BALANCE ENERGÉTICO DE GUATEMALA, AÑO 2007

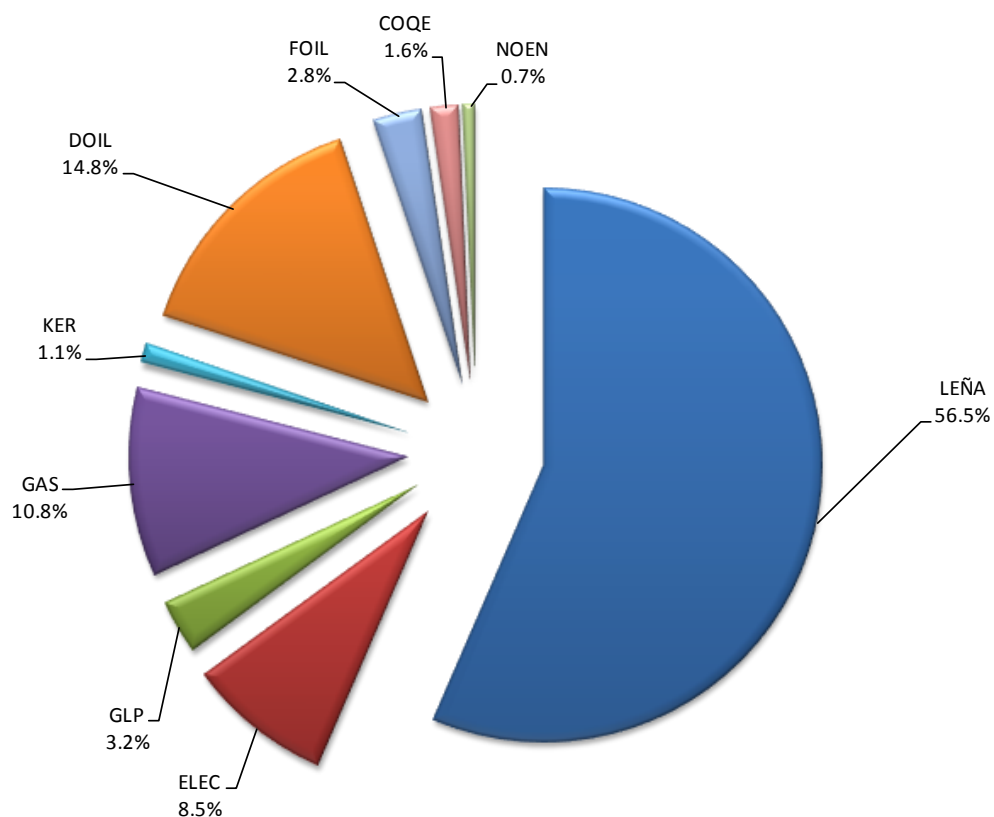
	PETR	CRBN	HYDR	GEOE	LEÑA	BCAÑ	Total Primarias	ELEC	GLP	GAS	KER	DOIL	FOIL	COQE	NOEN	TDER	Total Secundarias	TOTAL	
Producción	5,544.37	0.00	2,335.46	1,629.98	35,688.40	5,073.20	50,271.41	0.00	0.00	0.00	0.00	0.00	0.00	0.00	0.00	0.00	0.00	0.00	50,271.41
Importación	0.00	2,342.39	0.00	0.00	0.00	0.00	2,342.39	5.03	2,500.94	7,484.36	711.23	9,445.38	6,577.78	1,124.41	123.54	27,967.65	27,972.68	30,315.07	
Exportación	4,749.37	0.00	0.00	0.00	0.00	0.00	4,749.37	81.71	584.49	276.18	0.00	42.61	79.17	0.00	109.43	1,091.89	1,173.61	5,922.98	
Variación Inventario	-222.36	-85.06	0.00	0.00	0.00	0.00	-307.42	0.00	76.20	-358.87	-21.87	-195.68	69.22	-90.77	56.80	-464.96	-464.96	-772.37	
OFERTA TOTAL	572.63	2,257.34	2,335.46	1,629.98	35,688.40	5,073.20	47,557.02	-76.68	1,992.65	6,849.31	689.36	9,207.09	6,567.83	1,033.64	70.91	26,410.80	26,334.11	73,891.13	
Refinerías	-572.63	0.00	0.00	0.00	0.00	0.00	-572.63	0.00	0.00	2.31	7.04	187.85	0.00	0.00	346.18	543.38	543.38	-29.25	
Centrales Eléctricas	0.00	-2,257.34	-2,317.77	-1,629.98	0.00	-3,495.74	-9,700.83	5,118.92	0.00	0.00	0.00	-34.33	-4,428.02	0.00	0.00	-4,462.35	656.57	-9,044.26	
Autoprodutores	0.00	0.00	-17.68	0.00	0.00	-1,577.47	-1,595.15	305.85	0.00	0.00	0.00	0.00	-358.53	0.00	0.00	-358.53	-52.68	-1,647.82	
TOTAL TRANSFORMACION	-572.63	-2,257.34	-2,335.46	-1,629.98	0.00	-5,073.20	-11,868.61	5,424.78	0.00	2.31	7.04	153.52	-4,786.55	0.00	346.18	-4,277.49	1,147.28	-10,721.33	
Consumo Propio	0.00	0.00	0.00	0.00	0.00	0.00	0.00	165.62	0.00	2.31	7.04	187.85	0.00	0.00	0.00	197.20	362.82	362.82	
Pérdidas	0.00	0.00	0.00	0.00	0.00	0.00	0.00	734.59	0.00	0.00	0.00	0.00	0.00	0.00	0.00	0.00	734.59	734.59	
Ajuste	0.00	0.00	0.00	0.00	0.00	0.00	0.00	0.00	0.00	0.00	0.00	0.00	0.00	0.00	0.00	0.00	0.00	0.00	
Transporte	0.00	0.00	0.00	0.00	0.00	0.00	0.00	0.00	19.93	6,678.46	553.81	8,438.94	0.00	0.00	0.00	15,691.14	15,691.14	15,691.14	
Industria	0.00	0.00	0.00	0.00	0.00	0.00	0.00	1,816.28	398.53	136.69	16.27	733.82	1,781.28	1,033.64	0.00	4,100.22	5,916.50	5,916.50	
Residencial	0.00	0.00	0.00	0.00	33,357.70	0.00	33,357.70	1,445.20	1,534.34	0.00	113.86	0.00	0.00	0.00	0.00	1,648.20	3,093.40	36,451.10	
Comercio y Servicios	0.00	0.00	0.00	0.00	2,330.70	0.00	2,330.70	1,186.40	39.85	34.17	5.42	0.00	0.00	0.00	0.00	79.45	1,265.85	3,596.55	
CONSUMO ENERGETICO	0.00	0.00	0.00	0.00	35,688.40	0.00	35,688.40	5,348.09	1,992.65	6,851.62	696.40	9,360.61	1,781.28	1,033.64	0.00	21,716.21	27,064.30	62,752.71	
NO ENERGETICO	0.00	0.00	0.00	0.00	0.00	0.00	0.00	0.00	0.00	0.00	0.00	0.00	0.00	0.00	417.09	417.09	417.09	417.09	
CONSUMO FINAL	0.00	0.00	0.00	0.00	35,688.40	0.00	35,688.40	5,348.09	1,992.65	6,851.62	696.40	9,360.61	1,781.28	1,033.64	417.09	22,133.30	27,481.39	63,169.80	

Unidades KBEP

CONSUMO DE ENERGETICOS 2007



CONSUMO FINAL 2007



ABREVIATURAS UTILIZADAS

Descripción	Abreviatura
Petróleo	PETR
Carbón mineral	CRBN
Hidroenergía	HYDR
Geoenergía	GEOE
Leña	LEÑA
Bagazo de caña	BCAÑ
Electricidad	ELEC
Gas licuado de petróleo	GLP
Gasolina	GAS
Kerosene y turbo	KER
Diesel Oil	DOIL
Fuel Oil	FOIL
Orimulsión	ORIM
Petcoke	COQE
No energético	NOEN

NOTA: En febrero y marzo de 2016, se realizó una revisión y actualización del balance energético, con información de la leña proporcionada por el Instituto Nacional de Estadística -INE-; de la generación eléctrica por central del Sistema Nacional Interconectado -SNI-, de la participación en el consumo de energía eléctrica, del Administrador del Mercado Mayorista -AMM-; del keroseno, Turbo Jet y GLP del balance petrolero 2007.