


# BALANCE ENERGÉTICO 2012

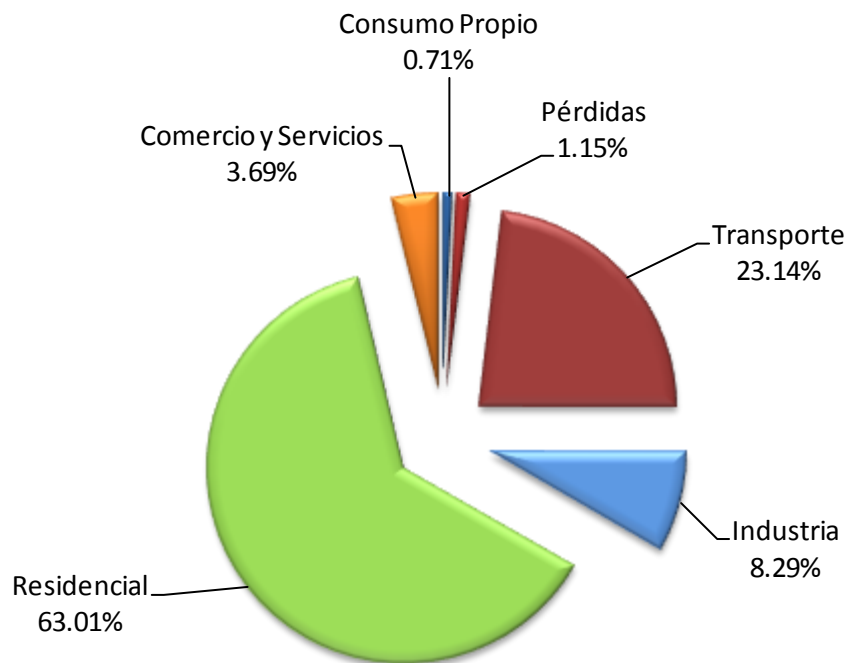


## BALANCE ENERGÉTICO DE GUATEMALA, AÑO 2012

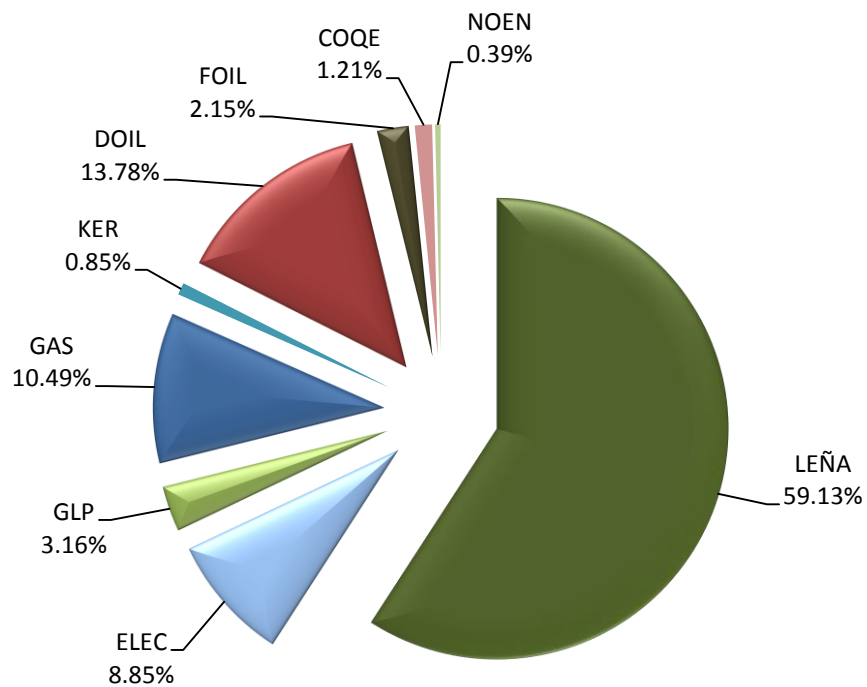
ACTIVIDADES	PETR	CRBN	HYDR	GEOE	LEÑA	BCAÑ	Total Primarias	ELEC	GLP	GAS	KER	DOIL	FOIL	COQE	NOEN	Total Derivados de Petróleo	Total Secundarias	TOTAL
Producción	3,848.71	0.00	3,491.73	1,598.00	40,502.37	9,259.53	58,700.35	0.00	0.00	0.00	0.00	0.00	0.00	0.00	0.00	0.00	0.00	58,700.35
Importación	0.00	4,278.02	0.00	0.00	0.00	0.00	4,278.02	139.91	2,884.56	7,074.66	558.69	9,482.08	4,145.00	992.88	96.33	25,234.20	25,374.10	29,652.12
Exportación	3,247.92	0.00	0.00	0.00	0.00	0.00	3,247.92	121.16	803.70	0.00	0.00	14.00	8.68	0.00	86.78	913.15	1,034.31	4,282.23
Variación Inventario	-66.01	-963.07	0.00	0.00	58.16	0.00	-970.91	0.00	81.48	108.01	16.87	-232.66	123.25	-165.41	-17.60	-86.05	-86.05	-1,056.97
<b>OFERTA TOTAL</b>	<b>534.79</b>	<b>3,314.95</b>	<b>3,491.73</b>	<b>1,598.00</b>	<b>40,560.53</b>	<b>9,259.53</b>	<b>58,759.53</b>	<b>18.74</b>	<b>2,162.34</b>	<b>7,182.67</b>	<b>575.56</b>	<b>9,235.43</b>	<b>4,259.57</b>	<b>827.47</b>	<b>-8.05</b>	<b>24,234.99</b>	<b>24,253.74</b>	<b>83,013.27</b>
Refinerías	-534.79	0.00	0.00	0.00	0.00	0.00	-534.79	0.00	0.00	0.00	6.74	227.93	0.00	0.00	273.05	507.71	507.71	-27.08
Centrales Eléctricas	0.00	-3,215.73	-3,473.92	-1,598.00	-58.16	-5,538.01	-13,883.83	5,597.77	0.00	0.00	0.00	-26.09	-2,687.11	0.00	0.00	-2,713.20	2,884.56	-10,999.26
Autoproductores	0.00	-99.22	-17.82	0.00	0.00	-3,721.52	-3,838.55	443.55	0.00	0.00	0.00	0.00	-99.74	0.00	0.00	-99.74	343.81	-3,494.74
<b>TOTAL TRANSFORMACION</b>	<b>-534.79</b>	<b>-3,314.95</b>	<b>-3,491.73</b>	<b>-1,598.00</b>	<b>-58.16</b>	<b>-9,259.53</b>	<b>-18,257.16</b>	<b>6,041.32</b>	<b>0.00</b>	<b>0.00</b>	<b>6.74</b>	<b>201.84</b>	<b>-2,786.85</b>	<b>0.00</b>	<b>273.05</b>	<b>-2,305.24</b>	<b>3,736.09</b>	<b>-14,521.08</b>
Consumo Propio	0.00	0.00	0.00	0.00	0.00	0.00	0.00	252.27	0.00	0.00	6.74	227.93	0.00	0.00	0.00	234.66	486.93	486.93
Pérdidas	0.00	0.00	0.00	0.00	0.00	0.00	0.00	787.81	0.00	0.00	0.00	0.00	0.00	0.00	0.00	0.00	787.81	787.81
Ajuste	0.00	0.00	0.00	0.00	0.00	0.00	0.00	0.00	0.00	0.00	0.00	0.00	0.00	0.00	0.00	0.00	0.00	0.00
Transporte	0.00	0.00	0.00	0.00	0.00	0.00	0.00	0.00	21.62	7,003.42	291.89	8,472.59	0.00	0.00	0.00	15,789.53	15,789.53	15,789.53
Industria	0.00	0.00	0.00	0.00	0.00	0.00	0.00	2,007.75	432.47	143.39	34.04	736.75	1,472.72	827.47	0.00	3,646.84	5,654.59	5,654.59
Residencial	0.00	0.00	0.00	0.00	39,287.30	0.00	39,287.30	1,800.22	1,665.00	0.00	238.28	0.00	0.00	0.00	0.00	1,903.28	3,703.51	42,990.80
Comercio y Servicios	0.00	0.00	0.00	0.00	1,215.07	0.00	1,215.07	1,212.01	43.25	35.85	11.35	0.00	0.00	0.00	0.00	90.44	1,302.46	2,517.53
<b>CONSUMO ENERGETICO</b>	<b>0.00</b>	<b>0.00</b>	<b>0.00</b>	<b>0.00</b>	<b>40,502.37</b>	<b>0.00</b>	<b>40,502.37</b>	<b>6,060.06</b>	<b>2,162.34</b>	<b>7,182.67</b>	<b>582.30</b>	<b>9,437.27</b>	<b>1,472.72</b>	<b>827.47</b>	<b>0.00</b>	<b>21,664.76</b>	<b>27,724.82</b>	<b>68,227.20</b>
NO ENERGETICO	0.00	0.00	0.00	0.00	0.00	0.00	0.00	0.00	0.00	0.00	0.00	0.00	0.00	0.00	265.00	265.00	265.00	265.00
<b>CONSUMO FINAL</b>	<b>0.00</b>	<b>0.00</b>	<b>0.00</b>	<b>0.00</b>	<b>40,502.37</b>	<b>0.00</b>	<b>40,502.37</b>	<b>6,060.06</b>	<b>2,162.34</b>	<b>7,182.67</b>	<b>582.30</b>	<b>9,437.27</b>	<b>1,472.72</b>	<b>827.47</b>	<b>265.00</b>	<b>21,929.76</b>	<b>27,989.82</b>	<b>68,492.19</b>

UNIDADES: KBEP

### CONSUMO DE ENERGETICOS 2012



### CONSUMO FINAL 2012



### ABREVIATURAS UTILIZADAS

Descripción	Abreviatura
Petróleo	PETR
Carbón mineral	CRBN
Hidroenergía	HYDR
Geoenergía	GEOE
Leña	LEÑA
Bagazo de caña	BCAÑ
Electricidad	ELEC
Gas licuado de petróleo	GLP
Gasolina	GAS
Kerosene y turbo	KER
Diesel Oil	DOIL
Fuel Oil	FOIL
Petcoke	COQE
No energético	NOEN